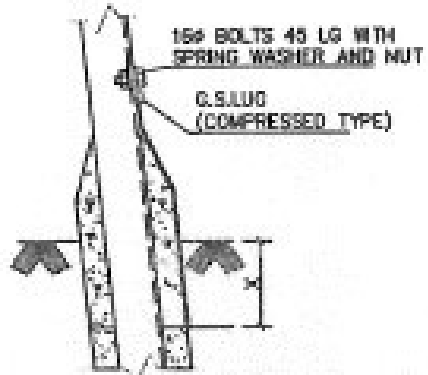


DETAIL OF LUG

NEED L.G. OF COUNTER POISE WIRE SUBJECT TO MIN. OF 30M LENGTH

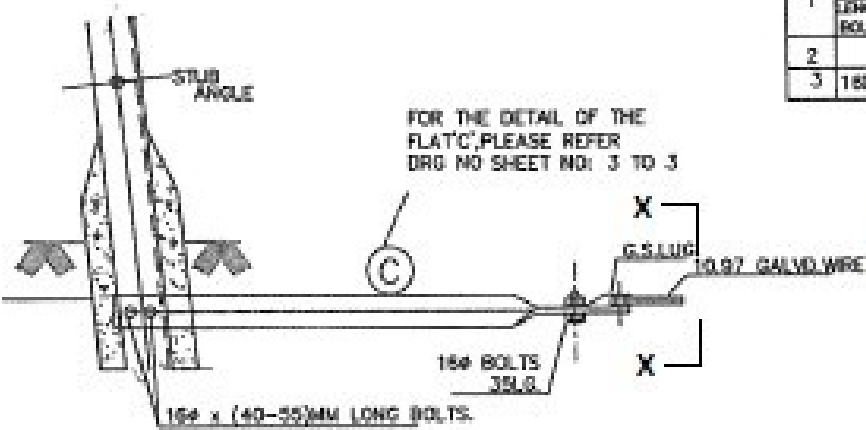


150 BOLTS 45 LG WITH SPRING WASHER AND NUT

G.S. LUG (COMPRESSED TYPE)

X - NOT LESS THAN 1000MM

LUG FITTING FOR THREE LEGS (TYPICAL)

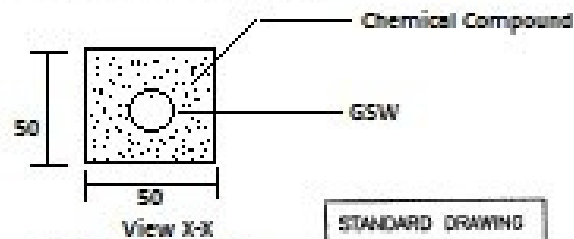


LUG FITTING ON FOURTH LEG

**NOTES:-**

1. ALL DIMENSIONS ARE IN MM.
2. 10.97MM GALVANISED WIRE WITH G.S. LUG FORGED AT ONE END AND FREE FOR A REQUIRED LENGTH OF COUNTER POISE WIRE.
3. FOUR G.S LUG WILL BE REQUIRED PER TOWER THREE LUGS WILL BE CONNECTED ON THREE LEGS AND FOURTH LUGS WILL BE CONNECTED WITH FLAT TYPE 'C' PROVIDED FOR PIPE TYPE EARTHING.
4. 10.97MM WIRE SHALL BE OUTSIDE COPPING.
5. ONE SET COMPRISING OF 4NOS OF REQUIRED LENGTH OF COUNTER POISE WIRE.
6. FOR SOIL RESISTIVITY LESS THAN 1500 OHMS-METER, 4 LENGTHS OF 30M WIRE SHALL BE PROVIDED, AND FOR SOIL RESISTIVITY GREATER THAN 1500 OHMS-METER, 4 LENGTH OF 70M WIRE SHALL BE PROVIDED.


LIST OF BOLTS & NUTS / TOWER.					
S.NO	SIZE	QTY			
1	STUB THICK (mm)	7-11	12-18	17-21	22-28
	LENGTH OF WIRE BOLT (mm)	40	45	50	55
2	M-16 x 35LG	1			
3	16MM DIA 3.5MM THK.SP.WASHER	6			



STANDARD DRAWING

For Chemical earthing

**POWER GRID CORPORATION OF INDIA LIMITED**  
(A GOVERNMENT OF INDIA ENTERPRISE)



KEY/DRAW						PROJECT:		REV.
						100/400 KV TRANSMISSION SYSTEM		
						TITLE:		
						COUNTERPOISE EARTHING		
						DRAWING No:		
						CSD/00/PLAC/000000/100/400		
						Sheet 2/3		